

**BIOGAS PROGRAM FOR ANIMAL HUSBANDRY  
SECTOR OF VIETNAM: 2003-2020**

**3 PHASES SUMMARY**

**Tong Xuan Chinh (PhD), Deputy Director General, DLP ;  
Project Director; chinhtx.cn@mard.gov.vn**

**Hanoi, March 30, 2021**



1

**Project outline**

- **Project owner: DLP/PMU**
- **Management Ministry: MARD**
- **Donor: The Netherlands/SNV Vietnam**
- **Objective:**

1. To improve the livelihood and quality of life of rural farmers in Vietnam through exploiting the economic and non-economic benefits of domestic biogas, effectively exploiting biogas technology and developing a commercially viable biogas sector in Vietnam.
2. Development of market oriented biogas sector.



2

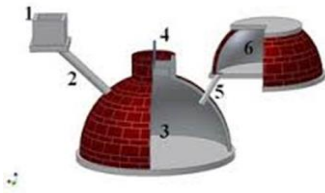
## Project phases

Phase I	• 2003-2006 (20/63 provinces/cities)
Phase II	• 2006-2015 (55/63 provinces/cities)
Phase III	• 2016-2020 (40/63 provinces/cities)
Phase IV	2021-2025 : Concept note & TOR for selecting consultant firm




## Biogas technology applied

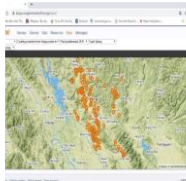
- Brick KT



- Composite



## Project approaches



- Application of digital technology of AKVO software

- Stakeholder contraction.
- Result Based fund (RBF).

- The unique project in Vietnam successfully registered and commercialized VERs.



5

## Total biodigesters by phase

*Table 1: Total number of supported biodigesters over three phases from 2003 to 2020*

Quantity/Phase	Phase I (2003-2006)	Phase II (2007- 2016)	Phase III (2016- 2020)	Total
Provinces	20	55	40	
Number of biodigesters	24,179	133,404	23,140	180,723






6

Technical Training by phase

Table 2. Stakeholders participating in project training over three phases

Content	Phase I (2003-2006)		Phase II (2007-2016)		Phase III (2016-2020)	
	Provincial technicians	Masons	Provincial technicians	Masons	Provincial technicians	Masons
Biogas technology and quality control procedures (refresh training and IT training included)	234		830		91	
Biogas technology, biogas construction skills, IT training		512		1.181		633



7

Volunteer Emission Reduction (Ver)



Table 3. GS-VER issued in Phase II and III:

Monitoring period (MP)	Number of issued GS-VERs	Year of issuance
MP1	510.952	2012
MP2	779.924	2015
MP 3	1.072.197	2018
MP4	709.192	2020
TOTAL	3.072.265	

Sales of carbon credits:

- Phase II (2007-6/2016): 66,19 billion VND (~2,97 Mil. USD);
- Phase III (7/2016-12/2020): 106, 9 billion VND (~4,63 Mil. USD) ;




Total revenue from Carbon Credits: 7,6 Mil. USD.



8

Reduction of CO<sub>2</sub>eq:




- 1. Phase I: 24,179 biodigesters x 5 tones of CO<sub>2</sub>/digester x 15 years = 1,813,425 tones of CO<sub>2</sub>eq;
- 2. Phase II: 133,404 biodigesters x 5 tones of CO<sub>2</sub>/digester x 8 years = 5,336,160 tones of CO<sub>2</sub>eq;
- 3. Phase III: 23,000 biodigesters x 5 tones of CO<sub>2</sub>/digester x 1.5 years = 175,500 tones of CO<sub>2</sub>eq;
- 4. TOTAL: 7,325,085 tones of CO<sub>2</sub>eq.



9

THANK YOU!





10